



ERKADO

doors are our world

STEEL
DOORS
CATALOGUE
2022

Edition II/2022
effective as of 16/5/2022

EN



ERKADO

We have been making doors for almost 50 years. During that time, we have evolved from a small carpentry shop that made wooden products for the nearby residents into one of the leaders of the door market in Poland. Our factory occupies an area of 50 thousand square metres, and we use dedicated machinery, designed specifically for our purposes, based on the latest technologies. The annual production volume is approximately 750 thousand doors, which find satisfied customers in many different parts of the world. Our products are well-known for their high quality and attractive and universal design.

We believe that every order is equally important – whether it is a small order concerning individual doors or an order for large customers. We believe that this is the right approach if you want to become a better manufacturer.

This year, we are starting to make steel doors. We have been preparing for the commissioning of our factory for many years. During that time, we have developed our own original technology and created a production line tailored to the needs and ambitions of ERKADO.

We have transformed our ideas into tangible products, which have been subject to suitable tests to verify their specifications and performance. We are convinced that these efforts will enable us to make products that give you a sense of comfort and security. We hope that you will feel the same when you buy our doors.

TABLE OF CONTENTS

DOOR SKIN	4
DOOR COLLECTION	5
DOOR DESIGNS	9
THERMO HOT 88	10
THERMO HOT 78	12
THERMO 78	14
THERMO 64	16
FINISH TYPES	18
THERMAL TRANSMITTANCE	19
DOOR MODELS:	
HORN	20
LANGEN	21
TREBUR	22
WELS	23
LEIMEN	24
AMBERG	25
LINDEN	26
MURTER	27
KREBEN	28
EBERN	29
WIENER	30
SION	31
SINGEN	32
SELTERS	33
SAMEDAN	34
RODING	35
FRYBURG	36
MELK	37
LUCERNA	38
LEOBEN	39
BIENE	40
LUTTER	41
KELLA	42
SOLID	43
TOP LIGHTS AND SIDE LIGHTS	44
TECHNICAL SPECIFICATIONS:	
DISTANCES BETWEEN PANELS OR STAMPING FROM THE EDGE OF DOOR	46
FRAMES	47
DOOR DIMENSIONS	48
OPENING METHODS	50
ACCESSORIES	51


DOOR SKIN

Our doors are made of steel protected with PVC skin. Pick the right colour to make sure your door becomes a noticeable feature of your household.

PVC SKIN


This product is dedicated to exterior doors. PVC skin is highly resistant to variable weather conditions, UV radiation and mechanical damage. The texture is adapted to the decorative motif to create a product of high aesthetic qualities.

5 years' **WARRANTY FOR THE SKIN**




For technical reasons connected with the printing process, the actual colours may differ from those shown in the photographs. It is recommended to compare the colour with the template available at the seller's

FRAMES



GLAZING



¹⁾ The NATURAL HORIZONTAL OAK skin is used only on the door. The frame is available with the NATURAL OAK skin.

DOOR COLLECTION

SERIES: LINDEN

page 26



LINDEN 1

LINDEN 2

LINDEN 3

LINDEN 4

LINDEN 5

LINDEN 6

REGISTERED DESIGN
ERKADO
No. 008724926-0002
No. 008724926-0003
No. 008724926-0004

SERIES: MURTER

page 27



MURTER 1

MURTER 2

MURTER 3

MURTER 4

MURTER 5

MURTER 6

REGISTERED DESIGN
ERKADO
No. 008724926-0005
No. 008724926-0006
No. 008724926-0007

SERIES: TREBUR

page 22



TREBUR 1

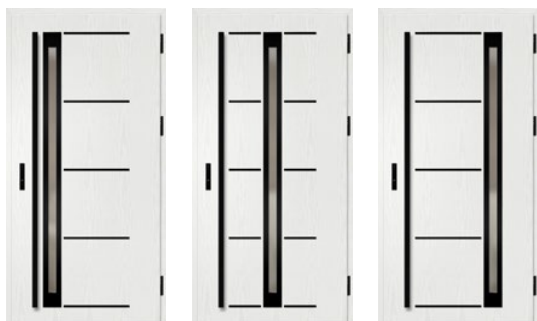
TREBUR 2

TREBUR 3

TREBUR 4

TREBUR 5

TREBUR 6



TREBUR 7


TREBUR 8

TREBUR 9

DOOR COLLECTION

SERIES: **WELS**

page 23



WELS 1

WELS 2

WELS 3

WELS 4

WELS 5

WELS 6

SERIES: **KREBEN**

page 28



KREBEN 1

KREBEN 2

KREBEN 3

KREBEN 4

KREBEN 5

KREBEN 6

KREBEN 7

SERIES: **AMBERG**

page 25



AMBERG 1

AMBERG 2

AMBERG 3

AMBERG 4

REGISTERED DESIGN
ERKADO
No. 008724926-0001

SERIES: **WIENER**

page 30

SERIES: **SION**

page 31



WIENER 1

WIENER 2

SION 1

SION 2

SERIES: **MELK**

page 37



MELK 1

MELK 2

SERIES: **SINGEN**

page 32



SINGEN 1 SINGEN 2 SINGEN 3 SINGEN 4

SERIES: **EBERN**


page 29



EBERN 1 EBERN 2

SERIES: **SELTERS**

page 33



SELTERS 1 SELTERS 2 SELTERS 3 SELTERS 4

REGISTERED DESIGN
ERKADO
No. 008724926-0008
No. 008724926-0009
No. 008724926-0010

SERIES: **LUCERNA**

page 38



LUCERNA 1 LUCERNA 2

SERIES: **SAMEDAN**

page 34



SAMEDAN 1 SAMEDAN 2 SAMEDAN 3 SAMEDAN 4 SAMEDAN 5

SERIES: **RODING**

page 35



RODING 1 RODING 2 RODING 3

SERIES: **HORN**

page 20



HORN 1 HORN 2 HORN 3

DOOR COLLECTION

SERIES: FRYBURG

page 36



FRYBURG 1

FRYBURG 2

FRYBURG 3

SERIES: BIENE

page 40



BIENE 1

BIENE 2

BIENE 3

BIENE 4

SERIES: LEOBEN

page 39



LEOBEN 1

LEOBEN 2

LEOBEN 3

LEOBEN 4

SERIES: LEIMEN

page 24



LEIMEN 1

LEIMEN 2

LEIMEN 3

SERIES: LANGEN

page 21



LANGEN 1

LANGEN 2

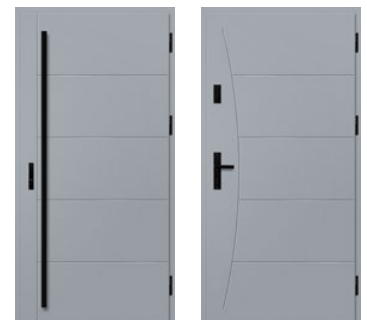
LANGEN 3

LANGEN 4

LANGEN 5

SERIES: KELLA

page 42



KELLA 1

KELLA 2

SERIES: LUTTER

page 41



LUTTER 1


LUTTER 2

LUTTER 3

LUTTER 4

SERIES: SOLID

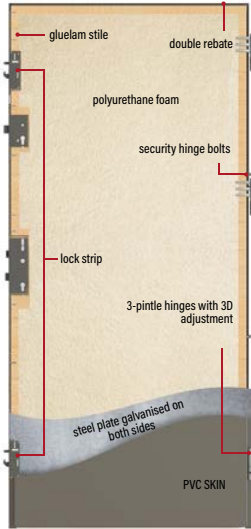
page 43



SOLID

DOOR DESIGNS

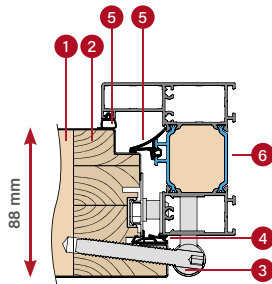
88 THERMO HOT 88



THERMAL PERFORMANCE
 $U_d = 0.60 \text{ W}/(\text{m}^2\text{K})^{*)}$

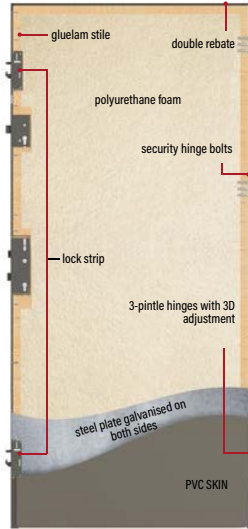


DOOR THICKNESS
88 mm



ALUMINIUM FRAME

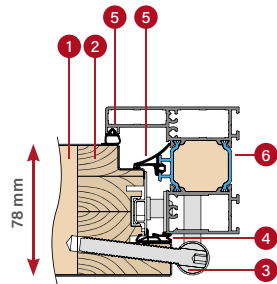
78 THERMO HOT 78



THERMAL PERFORMANCE
 $U_d = 0.63 \text{ W}/(\text{m}^2\text{K})^{*)}$

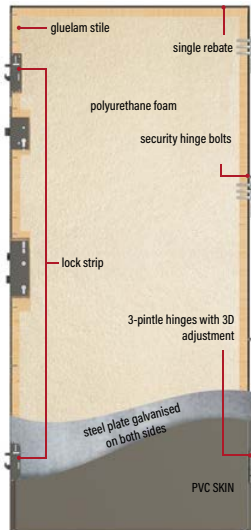


DOOR THICKNESS
78 mm



ALUMINIUM FRAME

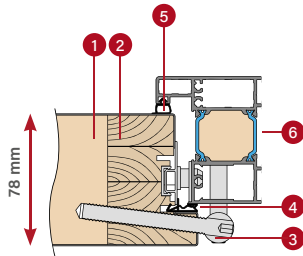
78 THERMO 78



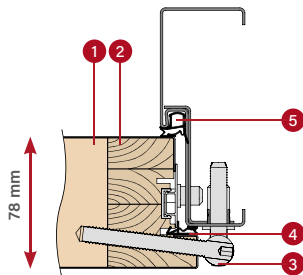
THERMAL PERFORMANCE
 $U_d = 0.64 \text{ W}/(\text{m}^2\text{K})^{*)}$



DOOR THICKNESS
78 mm

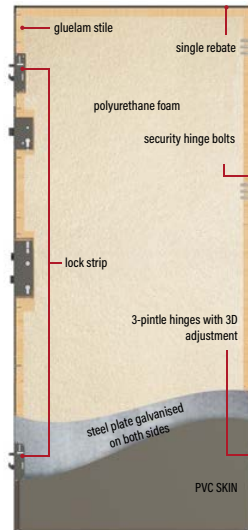


ALUMINIUM FRAME



STEEL FRAME

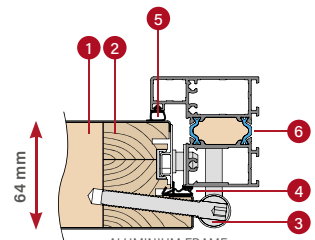
64 THERMO 64



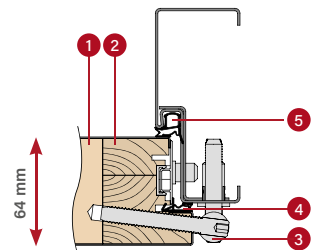
THERMAL PERFORMANCE
 $U_d = 0.77 \text{ W}/(\text{m}^2\text{K})^{*)}$



DOOR THICKNESS
64 mm



ALUMINIUM FRAME



STEEL FRAME

- 1 foam filling
- 2 gluelam stile
- 3 hinge
- 4 door seal
- 5 frame seal
- 6 thermal barrier in the aluminium frame

* For solid doors without glazing with a reference size of 1230x2180 mm, with an aluminium frame (for more details, go to page 46).

THERMO HOT 88 DOOR



thermal performance
Ud = 0.60 W/(m²K) *)

STANDARD ACCESSORIES AND EXTRAS



S

full strike plate with pressure adjustment

S

lock strip

E

lock strip with a top lock

LINDEN 2, natural oak, LABEL BLACK

S standard accessories at no extra charge

E option at an extra charge




three 3-pintle hinges with 3D adjustment hinge covers in black, silver or tarnished gold



aluminium frame



drop down seal




4 security hinge bolts




thermally insulated aluminium threshold and a fourth rebate at the bottom of the door

*) For solid doors without glazing with a reference size of 1230x2180 mm, with an aluminium frame



THERMO HOT 88 door section with and without a drop down seal, aluminium threshold








DESIGN:

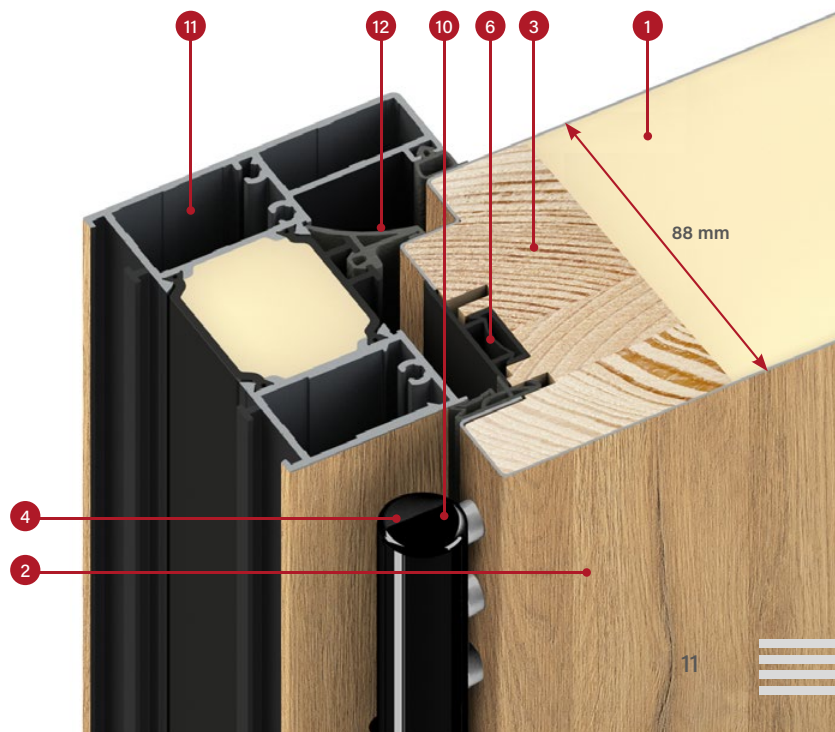
- 1 door filled with polyurethane foam (PUR)
- 2 door made of 0.6-mm galvanised steel covered with PVC skin resistant to UV radiation
- 3 gluelam stile (pinewood)
- 4 3-pintle hinge with 3D adjustment
- 6 thermally insulating trim strip for a neat finish and high thermal performance
- 7 thermally insulated aluminium threshold
- 8 drop down seal (optional, at an extra charge) for additional sealing of the door threshold
- 9 threshold rebate (so-called fourth rebate) for significantly enhanced door tightness along the entire perimeter
- 10 aluminium hinge covers in black, silver or tarnished gold (at no extra charge)
- 11 aluminium frame with a thermal barrier for significantly enhanced thermal performance
- 12 central frame seal

STANDARD ACCESSORIES:

1. Door with four rebates, gluelam frame, filled with PUR foam, supplied with:
 - 3 hinges with 3D adjustments and covers
 - 4 security hinge bolts
 - lock strip with a 3-point locking system
 - thermally insulating trim strips.
2. Aluminium frame, painted black and covered with skin in the same colour as the door, supplied with a thermally insulated aluminium threshold and a full strike plate with pressure adjustment.
3. Quadruple glazing with ESG tempered glass on the outside. Glazing units are normally supplied with a black frame.

-  88-mm door
-  Polish WT21 specifications
-  energy-efficient
-  European CE conformity
-  perfect for passive houses

aluminium frame section for the THERMO HOT 88 door



THERMO HOT 78 DOOR



thermal performance
 $U_d = 0.63 \text{ W}/(\text{m}^2\text{K})^*)$

STANDARD ACCESSORIES AND EXTRAS



S

full strike plate with pressure adjustment

S

lock strip

E

lock strip with a top lock

HORN 1, anthracite oak, PLAIN GLASS

S standard accessories at no extra charge

E option at an extra charge




three 3-pintle hinges with 3D adjustment hinge covers in black, silver or tarnished gold



aluminium frame



drop down seal




4 security hinge bolts




thermally insulated aluminium threshold and a fourth rebate at the bottom of the door

* For solid doors without glazing with a reference size of 1230x2180 mm, with an aluminium frame



THERMO HOT 78 door section with and without a drop down seal, aluminium threshold



DESIGN:

- 1 door filled with polyurethane foam (PUR)
- 2 door made of 0.6-mm galvanised steel covered with PVC skin resistant to UV radiation
- 3 gluelam stile (pinewood)
- 4 3-pintle hinge with 3D adjustment
- 6 thermally insulating trim strip for a neat finish and high thermal performance
- 7 thermally insulated aluminium threshold
- 8 drop down seal (optional, at an extra charge) for additional sealing of the door threshold
- 9 threshold rebate (so-called fourth rebate) for significantly enhanced door tightness along the entire perimeter
- 10 aluminium hinge covers in black, silver or tarnished gold (at no extra charge)
- 11 aluminium frame with a thermal barrier for significantly enhanced thermal performance
- 12 central frame seal

STANDARD ACCESSORIES:

1. Door with four rebates, gluelam frame, filled with PUR foam, supplied with:
 - 3 hinges with 3D adjustments and covers
 - 4 security hinge bolts
 - lock strip with a 3-point locking system
 - thermally insulating trim strips.
2. Aluminium frame, painted black and covered with skin in the same colour as the door, supplied with a thermally insulated aluminium threshold and a full strike plate with pressure adjustment.
3. Quadruple glazing with ESG tempered glass on the outside. Glazing units are normally supplied with a black frame.



78-mm door



Polish WT21 specifications



energy-efficient

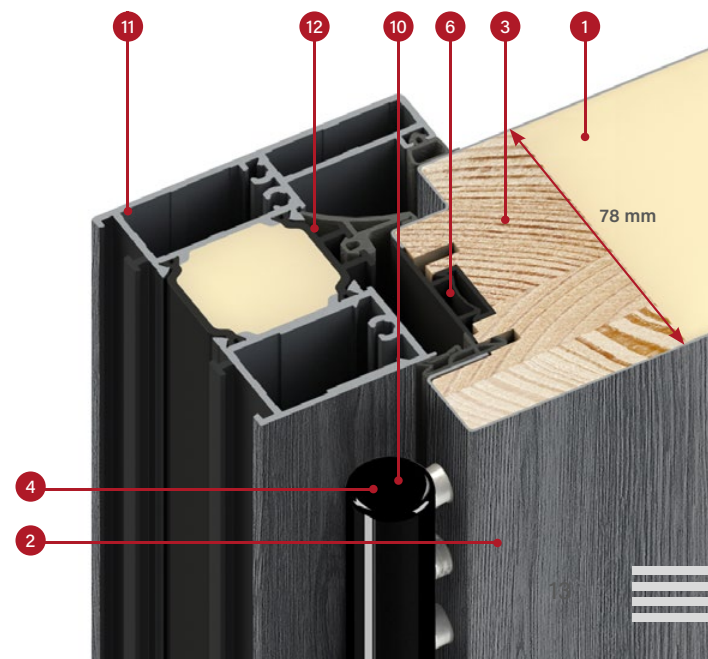


European CE conformity



perfect for passive houses

aluminium frame section for the THERMO HOT 78 door




THERMO 78 DOOR



thermal performance
Ud = 0.64 W/(m²K) *)


STANDARD ACCESSORIES AND EXTRAS




- S** full strike plate with pressure adjustment¹⁾
- S** lock strip without a top lock
- E** lock strip with a top lock

SION 1, Winchester, LABEL DIAMOND GLASS

S standard accessories at no extra charge **E** option at an extra charge



three 3-pintle hinges with 3D adjustment hinge covers in black, silver or tarnished gold




steel frame with adjustable strike plates



aluminium frame



drop down seal



4 security hinge bolts



thermally insulated aluminium threshold and a fourth rebate at the bottom of the door

¹⁾ Available only for aluminium frames. The full strike plate is not available for steel frames.

* For solid doors without glazing with a reference size of 1230x2180 mm, with an aluminium frame



THERMO 78 door section with and without a drop down seal, aluminium threshold



DESIGN:

- 1 door filled with polyurethane foam (PUR)
- 2 door made of 0.6-mm galvanised steel covered with PVC skin resistant to UV radiation
- 3 gluelam stile (pinewood)
- 4 3-pintle hinge with 3D adjustment
- 6 thermally insulating trim strip for a neat finish and high thermal performance
- 7 thermally insulated aluminium threshold
- 8 drop down seal (optional, at an extra charge) for additional sealing of the door threshold
- 9 threshold rebate (so-called fourth rebate) for significantly enhanced door tightness along the entire perimeter
- 10 aluminium hinge covers in black, silver or tarnished gold (at no extra charge)
- 11 aluminium frame (optional, at an extra charge) with a thermal barrier for significantly enhanced thermal performance (in comparison with the steel frame)
- 12 steel frame from 1.5-mm galvanised steel in the same colour as the door or in any colour from the colour palette

STANDARD ACCESSORIES:

1. Door with four rebates, gluelam frame, filled with PUR foam, supplied with:
 - 3 hinges with 3D adjustments and covers
 - 4 security hinge bolts
 - lock strip with a 3-point locking system
 - thermally insulating trim strips.
2. Steel frame, galvanised and covered with skin in the same colour as the door, supplied with a thermally insulated aluminium threshold.
3. Quadruple glazing with ESG tempered glass on the outside. Glazing units are normally supplied with a black frame.



78-mm door



Polish WT21 specifications



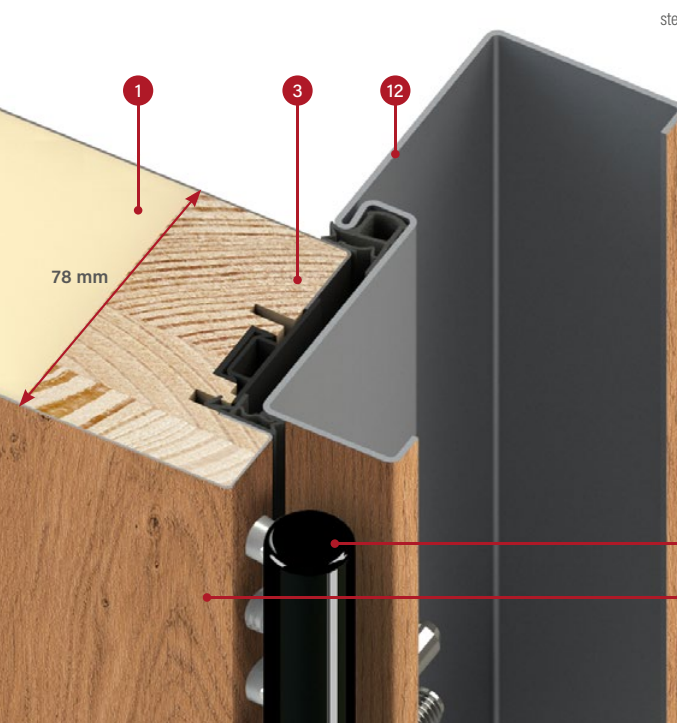
energy-efficient



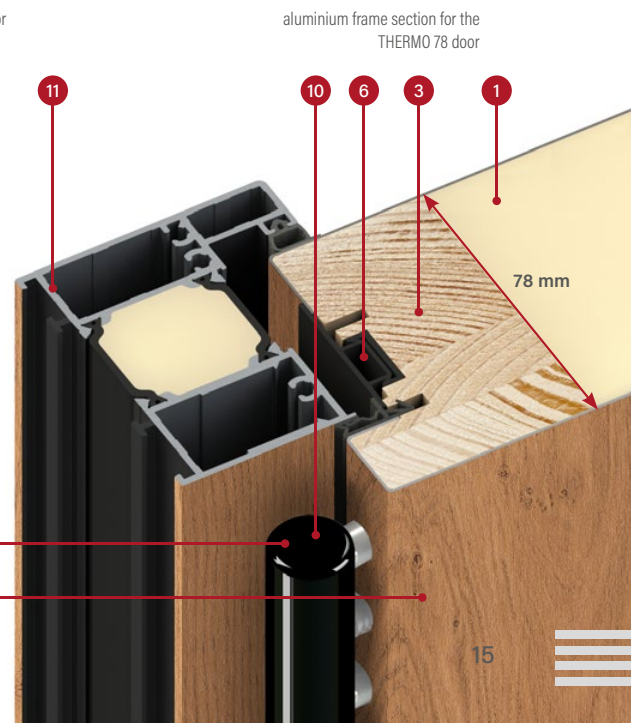
European CE conformity



perfect for passive houses (with an aluminium frame)



steel frame section for the THERMO 78 door



aluminium frame section for the THERMO 78 door

THERMO 64 DOOR



thermal performance
 $U_d = 0.77 \text{ W}/(\text{m}^2\text{K})^{1)}$

STANDARD ACCESSORIES AND EXTRAS



three 3-pintle hinges with 3D adjustment hinge covers in black, silver or tarnished gold



steel frame with adjustable strike plates



aluminium frame



drop down seal



4 security hinge bolts




thermally insulated aluminium threshold and a fourth rebate at the bottom of the door

- S** full strike plate with pressure adjustment¹⁾
- S** lock strip without a top lock
- E** lock strip with a top lock

SINGEN 1, plain anthracite, LABEL INOX

S standard accessories at no extra charge **E** option at an extra charge

¹⁾ Available only for aluminium frames. The full strike plate is not available for steel frames.
 * For solid doors without glazing with a reference size of 1230x2180 mm, with an aluminium frame



THERMO 64 door section
with and without a drop down seal,
aluminium threshold



DESIGN:

- 1 door filled with polyurethane foam (PUR)
- 2 door made of 0.6-mm galvanised steel covered with PVC skin resistant to UV radiation
- 3 gluelam stile (pinewood)
- 4 3-pintle hinge with 3D adjustment
- 6 thermally insulating trim strip for a neat finish and high thermal performance
- 7 thermally insulated aluminium threshold
- 8 drop down seal (optional, at an extra charge) for additional sealing of the door threshold
- 9 threshold rebate (so-called fourth rebate) for significantly enhanced door tightness along the entire perimeter
- 10 aluminium hinge covers in black, silver or tarnished gold (at no extra charge)
- 11 aluminium frame (optional, at an extra charge) with a thermal barrier for significantly enhanced thermal performance (in comparison with the steel frame)
- 12 steel frame from 1.5-mm galvanised steel in the same colour as the door or in any colour from the colour palette

STANDARD ACCESSORIES:

1. Door with four rebates, gluelam frame, filled with PUR foam, supplied with:
 - 3 hinges with 3D adjustments and covers
 - 4 security hinge bolts
 - lock strip with a 3-point locking system
 - thermally insulating trim strips.
2. Steel frame, galvanised and covered with skin in the same colour as the door, supplied with a thermally insulated aluminium threshold.
3. Quadruple glazing with ESG tempered glass on the outside. Glazing units are normally supplied with a black frame.



64 mm door



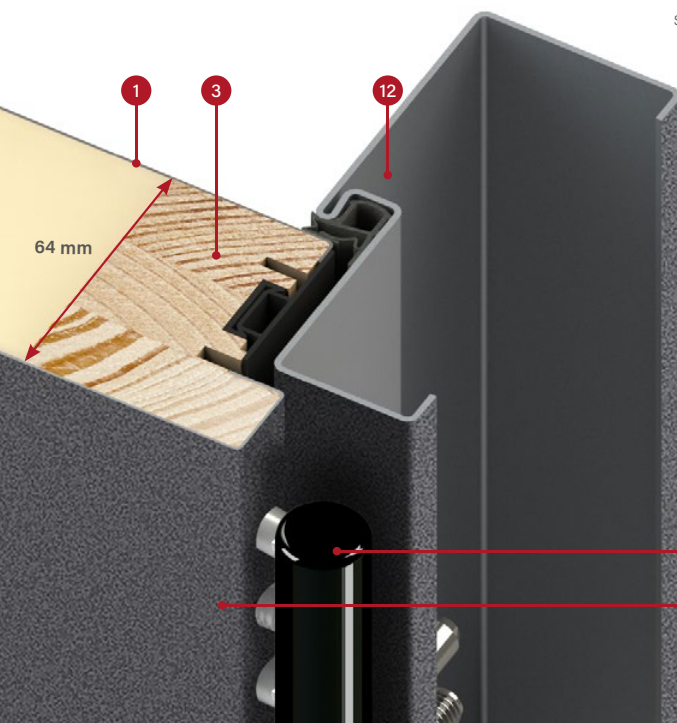
Polish WT21 specifications



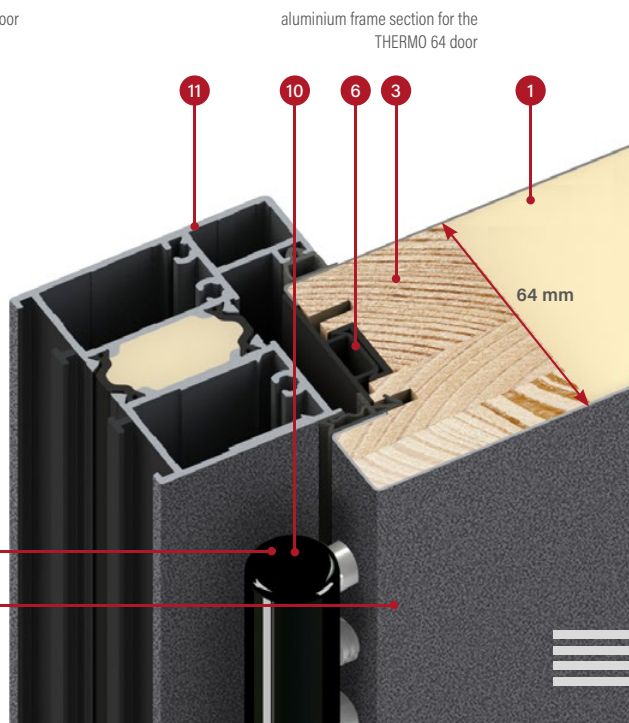
energy-efficient



European CE conformity



steel frame section for the THERMO 64 door



aluminium frame section for the
THERMO 64 door

4

2

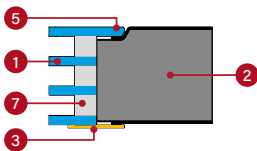
FINISH TYPES

PLAIN FINISH

Decorative panel flush with the door on the rebate side. In outswing doors, the panel is flush with the door only on the outside; on the inside, the door has a decorative panel. In inswing doors, the panel is flush with the door only on the inside; on the outside, the door has a decorative panel.




Panel flush with the door, made of black tempered glass.



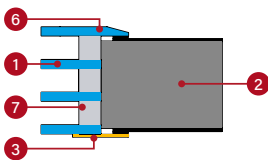
- 1 glazing unit
- 2 door
- 3 decorative stainless steel or aluminium panel, painted black, glued onto the door
- 4 decorative stainless steel or aluminium panel, INOX finish, glued onto the door
- 5 glazing flush with the door, available only on the rebate side
- 6 glass with characteristic chamfering glued onto the door
- 7 black glass spacer

LABEL FINISH

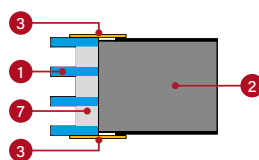
Decorative panel attached to the door to create a delicate 3D effect.



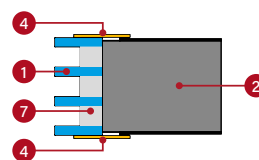
5-mm panel made of black tempered glass with characteristic chamfering.



2-mm panel, painted black.




2-mm panels with the INOX finish.




STAMP FINISH


Neat-looking stamping in the door to form a distinct pattern.



Double-sided stamping with a width of 10 mm to a depth of 2 mm.



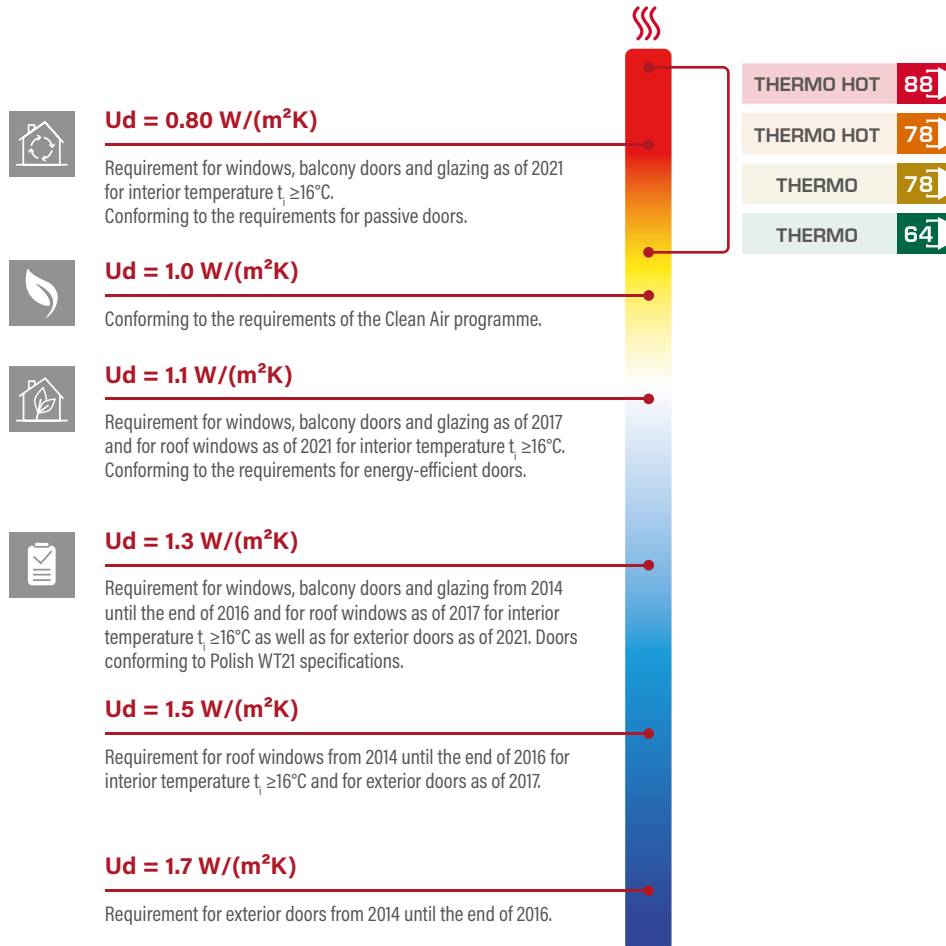
Double-sided stamping with a width of 25 mm to a depth of 2 mm.



Double-sided stamping with a width of 25 mm with marquetry, with the INOX finish or painted black. The marquetry may be installed on one or two sides. Placed in the stamped areas and flush with the door (STAMP) or glued onto a flat door (LABEL).

THERMAL TRANSMITTANCE

The lower the thermal transmitter coefficient, the smaller the energy losses.



		THERMAL PERFORMANCE U_d [W/(m²K)]				
		Frame type	SOLID DOOR		DOOR WITH GLAZING ^{*)}	
			outswing doors	inswing doors	outswing doors	inswing doors
THERMO HOT	88	ALUMINIUM	0.62	0.60	0.69	0.67
THERMO HOT	78	ALUMINIUM	0.67	0.63	0.74	0.71
THERMO	78	STEEL	0.97	0.80	1.00	0.88
THERMO	78	ALUMINIUM	0.68	0.64	0.75	0.72
THERMO	64	STEEL	1.00	0.88	1.2	0.99
THERMO	64	ALUMINIUM	0.83	0.77	0.94	0.88

* tested for 1500x150-mm glazing

HORN

The HORN model using the THERMO HOT 88 and THERMO HOT 78 design is not available for inswing doors.

FINISH OPTIONS



AVAILABLE DOOR WIDTHS

◀ 80N ▶ ◀ 80 ▶ ◀ 90N ▶ ◀ 90 ▶ ◀ 100¹⁾ ▶ ◀ CUSTOM ▶

Doors can be supplied in any width and height.
More details can be found on page 48

EXTRA CHARGE

aluminium frame (only THERMO 78 and THERMO 64)

door width: 100

non-standard width in the range of 770–1210 mm (Sc on page 48)

taller doors up to 2480 mm (Hc on page 48)

doors shortened to a height of 1800 mm (Hc on page 48)


RC2 glazing unit

two-way glass

the specific list of options available for an extra charge can be found on page 51



HORN 1, raw oak, PLAIN GLASS
outswing door, K35 door pull, length: 160 cm



HORN 1



HORN 2



HORN 3

¹⁾ available for an extra charge

LANGEN

FINISH OPTIONS



AVAILABLE DOOR WIDTHS




Doors can be supplied in any width and height.
More details can be found on page 48

EXTRA CHARGE

- aluminium frame (only THERMO 78 and THERMO 64)
 - door width: 100
 - non-standard width in the range of 770-1210 mm (Sc on page 48)
 - taller doors up to 2480 mm (Hc on page 48)
 - doors shortened to a height of 1800 mm (Hc on page 48)
 - RC2 glazing unit
 - two-way glass
- the specific list of options available for an extra charge can be found on page 51




LANGEN 1, mountain pine, LABEL BLACK
K35 door pull, length: 160 cm



LANGEN 1




LANGEN 2



LANGEN 3



LANGEN 4



LANGEN 5

¹⁾ available for an extra charge

TREBUR

FINISH OPTIONS



AVAILABLE DOOR WIDTHS




Doors can be supplied in any width and height.
More details can be found on page 48

EXTRA CHARGE

- aluminium frame (only THERMO 78 and THERMO 64)
 - door width: 100
 - non-standard width in the range of 770-1210 mm (Sc on page 48)
 - taller doors up to 2480 mm (Hc on page 48)
 - doors shortened to a height of 1800 mm (Hc on page 48)
 - RC2 glazing unit
 - two-way glass
- the specific list of options available for an extra charge can be found on page 51



TREBUR 1, plain anthracite, LABEL BLACK
K35 door pull, length: 180 cm



TREBUR 1

TREBUR 2

TREBUR 3

TREBUR 4

TREBUR 5

TREBUR 6

TREBUR 7

TREBUR 8

TREBUR 9

WELS

FINISH OPTIONS



AVAILABLE DOOR WIDTHS



Doors can be supplied in any width and height.
More details can be found on page 48

EXTRA CHARGE

- aluminium frame (only THERMO 78 and THERMO 64)
- door width: 100
- non-standard width in the range of 770–1210 mm (Sc on page 48)
- taller doors up to 2480 mm (Hc on page 48)
- doors shortened to a height of 1800 mm (Hc on page 48)
- RC2 glazing unit
- two-way glass
- the specific list of options available for an extra charge can be found on page 51



WELS 1, white pine, LABEL BLACK
K35 door pull, length: 180 cm



WELS 1

WELS 2

WELS 3

WELS 4

WELS 5

WELS 6

¹) available for an extra charge

LEIMEN

FINISH OPTIONS



AVAILABLE DOOR WIDTHS



Doors can be supplied in any width and height.
More details can be found on page 48

EXTRA CHARGE

- aluminium frame (only THERMO 78 and THERMO 64)
 - door width: 100
 - non-standard width in the range of 770-1210 mm (Sc on page 48)
 - taller doors up to 2480 mm (Hc on page 48)
 - doors shortened to a height of 1800 mm (Hc on page 48)
 - RC2 glazing unit
 - two-way glass
- the specific list of options available for an extra charge can be found on page 51



LEIMEN 1, textured anthracite, LABEL BLACK
K35 door pull, length: 160 cm



LEIMEN 1



LEIMEN 2



LEIMEN 3

¹⁾ available for an extra charge

AMBERG

FINISH OPTIONS



AVAILABLE DOOR WIDTHS



Doors can be supplied in any width and height.
More details can be found on page 48

EXTRA CHARGE

aluminium frame (only THERMO 78 and THERMO 64)

door width: 100

non-standard width in the range of 770-1210 mm (Sc on page 48)

taller doors up to 2480 mm (Hc on page 48)

doors shortened to a height of 1800 mm (Hc on page 48)


RC2 glazing unit

two-way glass


the specific list of options available for an extra charge can be found on page 51



AMBERG 1, horizontal natural oak, LABEL BLACK
K35 door pull, length: 180 cm



AMBERG 1



AMBERG 2



AMBERG 3



AMBERG 4

¹⁾ available for an extra charge

LINDEN

FINISH OPTIONS



AVAILABLE DOOR WIDTHS



Doors can be supplied in any width and height.
More details can be found on page 48

EXTRA CHARGE

- aluminium frame (only THERMO 78 and THERMO 64)
 - door width: 100
 - non-standard width in the range of 770-1210 mm (Sc on page 48)
 - taller doors up to 2480 mm (Hc on page 48)
 - doors shortened to a height of 1800 mm (Hc on page 48)
 - RC2 glazing unit
 - two-way glass
- the specific list of options available for an extra charge can be found on page 51



LINDEN 1, plain anthracite, LABEL BLACK inswing door, K35 door pull, length: 180 cm



LINDEN 1



LINDEN 2



LINDEN 3



LINDEN 4



LINDEN 5



LINDEN 6

¹⁾ available for an extra charge

MURTER

FINISH OPTIONS



AVAILABLE DOOR WIDTHS



Doors can be supplied in any width and height.
More details can be found on page 48

EXTRA CHARGE

- aluminium frame (only THERMO 78 and THERMO 64)
 - door width: 100
 - non-standard width in the range of 770-1210 mm (Sc on page 48)
 - taller doors up to 2480 mm (Hc on page 48)
 - doors shortened to a height of 1800 mm (Hc on page 48)
 - RC2 glazing unit
 - two-way glass
- the specific list of options available for an extra charge can be found on page 51



MURTER 1, medium brown oak, LABEL BLACK
inswing door, K35 door pull, length: 180 cm



MURTER 1



MURTER 2



MURTER 3



MURTER 4



MURTER 5



MURTER 6

¹⁾ available for an extra charge

KREBEN

FINISH OPTIONS



AVAILABLE DOOR WIDTHS



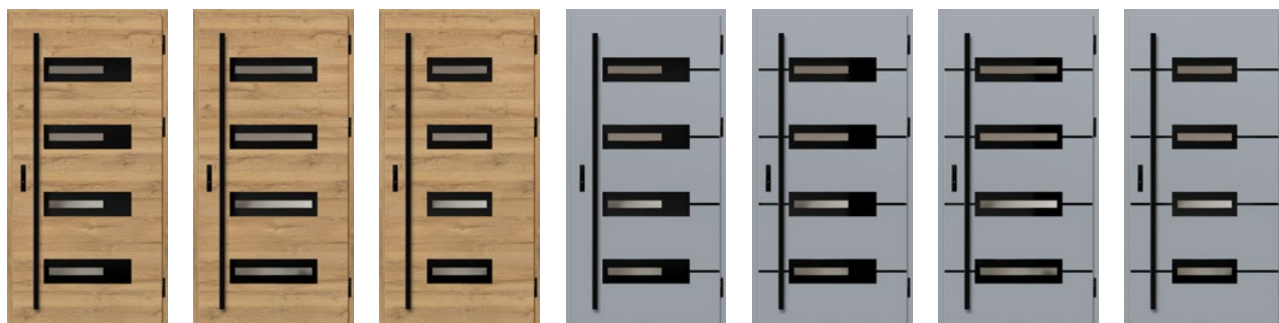
Doors can be supplied in any width and height.
More details can be found on page 48

EXTRA CHARGE

- aluminium frame (only THERMO 78 and THERMO 64)
- door width: 100
- non-standard width in the range of 770-1210 mm (Sc on page 48)
- taller doors up to 2480 mm (Hc on page 48)
- doors shortened to a height of 1800 mm (Hc on page 48)
- RC2 glazing unit
- two-way glass
- the specific list of options available for an extra charge can be found on page 51



KREBEN 1, horizontal natural oak, LABEL BLACK
K35 door pull, length: 180 cm



KREBEN 1

KREBEN 2

KREBEN 3

KREBEN 4

KREBEN 5

KREBEN 6

KREBEN 7

EBERN

FINISH OPTIONS



AVAILABLE DOOR WIDTHS



Doors can be supplied in any width and height.
More details can be found on page 48

EXTRA CHARGE

- aluminium frame (only THERMO 78 and THERMO 64)
 - door width: 100
 - non-standard width in the range of 770–1210 mm (Sc on page 48)
 - taller doors up to 2480 mm (Hc on page 48)
 - doors shortened to a height of 1800 mm (Hc on page 48)
 - RC2 glazing unit
 - two-way glass
- the specific list of options available for an extra charge can be found on page 51



EBERN 1, white pine, LABEL BLACK
K35 door pull, length: 180 cm



EBERN 1



EBERN 2

¹⁾ available for an extra charge

FINISH OPTIONS



AVAILABLE DOOR WIDTHS



Doors can be supplied in any width and height.
More details can be found on page 48

EXTRA CHARGE

aluminium frame (only THERMO 78 and THERMO 64)

door width: 100

non-standard width in the range of 770–1210 mm (Sc on page 48)

taller doors up to 2480 mm (Hc on page 48)

doors shortened to a height of 1800 mm (Hc on page 48)

RC2 glazing unit

two-way glass

the specific list of options available for an extra charge can be found on page 51



WIENER 1, white pine, LABEL DIAMOND GLASS
K35 door pull, length: 160 cm



WIENER 1



WIENER 2

¹⁾ available for an extra charge

SION

FINISH OPTIONS



AVAILABLE DOOR WIDTHS



Doors can be supplied in any width and height.
More details can be found on page 48

EXTRA CHARGE

- aluminium frame (only THERMO 78 and THERMO 64)
 - door width: 100
 - non-standard width in the range of 770–1210 mm (Sc on page 48)
 - taller doors up to 2480 mm (Hc on page 48)
 - doors shortened to a height of 1800 mm (Hc on page 48)
 - RC2 glazing unit
 - two-way glass
- the specific list of options available for an extra charge can be found on page 51



SION 1, horizontal natural oak, LABEL DIAMOND GLASS
K35 door pull, length: 180 cm



SION 1



SION 2

¹⁾ available for an extra charge

SINGEN

FINISH OPTIONS



AVAILABLE DOOR WIDTHS



Doors can be supplied in any width and height.
More details can be found on page 48

EXTRA CHARGE

aluminium frame (only THERMO 78 and THERMO 64)

door width: 100

non-standard width in the range of 770-1210 mm (Sc on page 48)

taller doors up to 2480 mm (Hc on page 48)

doors shortened to a height of 1800 mm (Hc on page 48)

RC2 glazing unit

two-way glass

the specific list of options available for an extra charge can be found on page 51



SINGEN 1, textured anthracite, LABEL INOX
K35 door pull, length: 180 cm



SINGEN 1



SINGEN 2



SINGEN 3



SINGEN 4

¹⁾ available for an extra charge

SELTERS

FINISH OPTIONS



AVAILABLE DOOR WIDTHS



Doors can be supplied in any width and height.
More details can be found on page 48

EXTRA CHARGE

- aluminium frame (only THERMO 78 and THERMO 64)
 - door width: 100
 - non-standard width in the range of 770–1210 mm (Sc on page 48)
 - taller doors up to 2480 mm (Hc on page 48)
 - doors shortened to a height of 1800 mm (Hc on page 48)
 - RC2 glazing unit
 - two-way glass
- the specific list of options available for an extra charge can be found on page 51



SELTERS 1, golden oak, LABEL BLACK
K35 door pull, length: 180 cm



SELTERS 1



SELTERS 2



SELTERS 3



SELTERS 4

¹⁾ available for an extra charge

SAMEDAN

FINISH OPTIONS



AVAILABLE DOOR WIDTHS



Doors can be supplied in any width and height.
More details can be found on page 48

EXTRA CHARGE

- aluminium frame (only THERMO 78 and THERMO 64)
- door width: 100
- non-standard width in the range of 770-1210 mm (Sc on page 48)
- taller doors up to 2480 mm (Hc on page 48)
- doors shortened to a height of 1800 mm (Hc on page 48)
- RC2 glazing unit
- two-way glass
- the specific list of options available for an extra charge can be found on page 51



SAMEDAN 1, white pine, LABEL BLACK
K35 door pull, length: 180 cm



SAMEDAN 1



SAMEDAN 2



SAMEDAN 3



SAMEDAN 4



SAMEDAN 5

¹⁾ available for an extra charge

RODING

FINISH OPTIONS



AVAILABLE DOOR WIDTHS



Doors can be supplied in any width and height.
More details can be found on page 48

EXTRA CHARGE

- aluminium frame (only THERMO 78 and THERMO 64)
 - door width: 100
 - non-standard width in the range of 770–1210 mm (Sc on page 48)
 - taller doors up to 2480 mm (Hc on page 48)
 - doors shortened to a height of 1800 mm (Hc on page 48)
 - RC2 glazing unit
 - two-way glass
- the specific list of options available for an extra charge can be found on page 51



RODING 1, Winchester, LABEL BLACK
PASA handle



RODING 1



RODING 2



RODING 3

¹⁾ available for an extra charge

FRYBURG

FINISH OPTIONS



AVAILABLE DOOR WIDTHS



Doors can be supplied in any width and height.
More details can be found on page 48

EXTRA CHARGE

- aluminium frame (only THERMO 78 and THERMO 64)
 - door width: 100
 - non-standard width in the range of 770-1210 mm (Sc on page 48)
 - taller doors up to 2480 mm (Hc on page 48)
 - doors shortened to a height of 1800 mm (Hc on page 48)
 - RC2 glazing unit
 - two-way glass
- the specific list of options available for an extra charge can be found on page 51




FRYBURG 1, mountain pine, LABEL BLACK
K35 door pull, length: 180 cm



FRYBURG 1



FRYBURG 2



FRYBURG 3

¹⁾ available for an extra charge

MELK

FINISH OPTIONS



AVAILABLE DOOR WIDTHS

◀ 80N ▶ ◀ 80 ▶ ◀ 90N ▶ ◀ 90 ▶ ◀ 100¹⁾ ▶ ◀ CUSTOM ▶

Doors can be supplied in any width and height.
More details can be found on page 48

EXTRA CHARGE

- aluminium frame (only THERMO 78 and THERMO 64)
 - door width: 100
 - non-standard width in the range of 770–1210 mm (Sc on page 48)
 - taller doors up to 2480 mm (Hc on page 48)
 - doors shortened to a height of 1800 mm (Hc on page 48)
 - RC2 glazing unit
 - two-way glass
- the specific list of options available for an extra charge can be found on page 51



MELK 1, black, LABEL INOX
K35 door pull, length: 180 cm



MELK 1



MELK 2

¹⁾ available for an extra charge

LUCERNA

FINISH OPTIONS



AVAILABLE DOOR WIDTHS

◀ 80N ▶ ◀ 80 ▶ ◀ 90N ▶ ◀ 90 ▶ ◀ 100¹⁾ ▶ ◀ CUSTOM ▶

Doors can be supplied in any width and height.
More details can be found on page 48

EXTRA CHARGE

- aluminium frame (only THERMO 78 and THERMO 64)
 - door width: 100
 - non-standard width in the range of 770–1210 mm (Sc on page 48)
 - taller doors up to 2480 mm (Hc on page 48)
 - doors shortened to a height of 1800 mm (Hc on page 48)
 - RC2 glazing unit
 - two-way glass
- the specific list of options available for an extra charge can be found on page 51



LUCERNA 1, grey, LABEL BLACK
K35 door pull, length: 180 cm



LUCERNA 1



LUCERNA 2

¹⁾ available for an extra charge

LEOBEN

FINISH OPTIONS



AVAILABLE DOOR WIDTHS



Doors can be supplied in any width and height.
More details can be found on page 48

EXTRA CHARGE

- aluminium frame (only THERMO 78 and THERMO 64)
 - door width: 100
 - non-standard width in the range of 770–1210 mm (Sc on page 48)
 - taller doors up to 2480 mm (Hc on page 48)
 - doors shortened to a height of 1800 mm (Hc on page 48)
 - RC2 glazing unit
 - two-way glass
- the specific list of options available for an extra charge can be found on page 51




LEOBEN 1, horizontal natural oak, LABEL BLACK
K35 door pull, length: 180 cm



LEOBEN 1



LEOBEN 2



LEOBEN 3



LEOBEN 4

¹⁾ available for an extra charge

BIENE

FINISH OPTIONS



AVAILABLE DOOR WIDTHS

◀ 80N ▶ ◀ 80 ▶ ◀ 90N ▶ ◀ 90 ▶ ◀ 100¹⁾ ▶ ◀ CUSTOM ▶

Doors can be supplied in any width and height (different heights are not available for the BIENE 1 model). More details can be found on page 48

EXTRA CHARGE

aluminium frame (only THERMO 78 and THERMO 64)

door width: 100

non-standard width in the range of 770-1210 mm (Sc on page 48)

taller doors up to 2480 mm (Hc on page 48)²⁾

doors shortened to a height of 1800 mm (Hc on page 48)

the specific list of options available for an extra charge can be found on page 51



BIENE 1, horizontal natural oak, STAMP BLACK K35 door pull, length: 180 cm



BIENE 1



BIENE 2



BIENE 3



BIENE 4

¹⁾ available for an extra charge ²⁾ not available for the BIENE 1 model

LUTTER

FINISH OPTIONS



AVAILABLE DOOR WIDTHS



Doors can be supplied in any width and height (different heights are not available for the LUTTER 1 model). More details can be found on page 48

EXTRA CHARGE

aluminium frame (only THERMO 78 and THERMO 64)

door width: 100

non-standard width in the range of 770–1210 mm (Sc on page 48)

taller doors up to 2480 mm (Hc on page 48)²⁾

doors shortened to a height of 1800 mm (Hc on page 48)

the specific list of options available for an extra charge can be found on page 51



LUTTER 1, plain anthracite, STAMP ROLLER
K35 door pull, length: 180 cm



LUTTER 1



LUTTER 2



LUTTER 3



LUTTER 4

¹⁾ available for an extra charge ²⁾ not available for the LUTTER 1 model

KELLA

FINISH OPTIONS



AVAILABLE DOOR WIDTHS



Doors can be supplied in any width and height.
More details can be found on page 48

EXTRA CHARGE

aluminium frame (only THERMO 78 and THERMO 64)

door width: 100

non-standard width in the range of 770–1210 mm (Sc on page 48)

taller doors up to 2480 mm (Hc on page 48)

doors shortened to a height of 1800 mm (Hc on page 48)

the specific list of options available for an extra charge can be found on page 51



KELLA 1, swamp oak, STAMP
K35 door pull, length: 180 cm



KELLA 1



KELLA 2

¹⁾ available for an extra charge

SOLID

FINISH OPTIONS



AVAILABLE DOOR WIDTHS




Doors can be supplied in any width and height.
More details can be found on page 48

EXTRA CHARGE


- aluminium frame (only THERMO 78 and THERMO 64)
 - door width: 100
 - non-standard width in the range of 770–1210 mm (Sc on page 48)
 - taller doors up to 2480 mm (Hc on page 48)
 - doors shortened to a height of 1800 mm (Hc on page 48)
- the specific list of options available for an extra charge can be found on page 51



SOLID, hazel, PASA handle



SOLID



SOLID



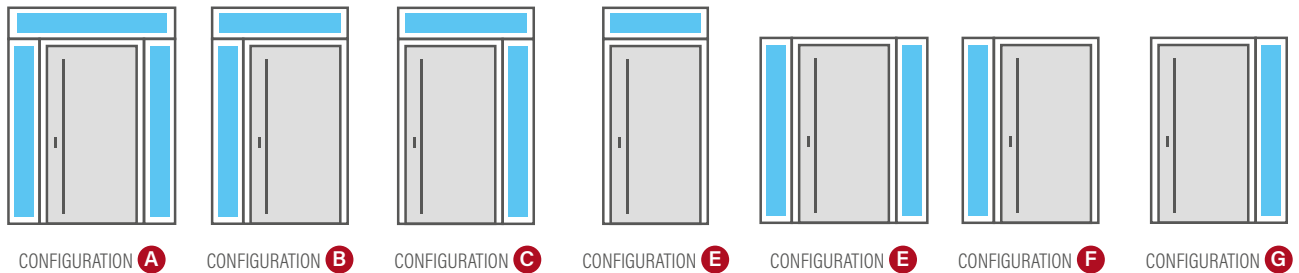
SOLID

¹⁾ available for an extra charge

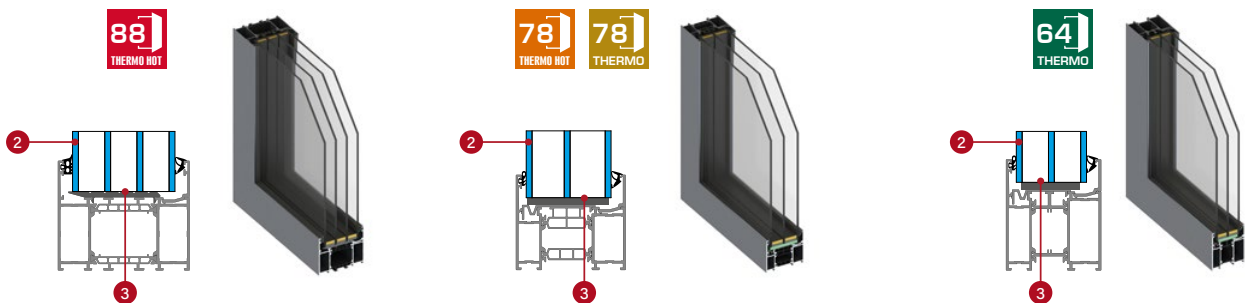
TOP LIGHTS AND SIDE LIGHTS

- top lights and side lights are available only for doors with an aluminium frame, side lights and top lights require the removal of the glass during installation, for an extra charge, we can supply side lights and top lights with custom dimensions, extra charge for P4 glass per m² of the top/side light (charged for the entire top/side light)
- extra charge for two-way glass per m² of the top/side light (charged for the entire top/side light)
- the extra charge for top/side lights with non-standard dimensions is charged for the higher dimension from the tables on page 45.

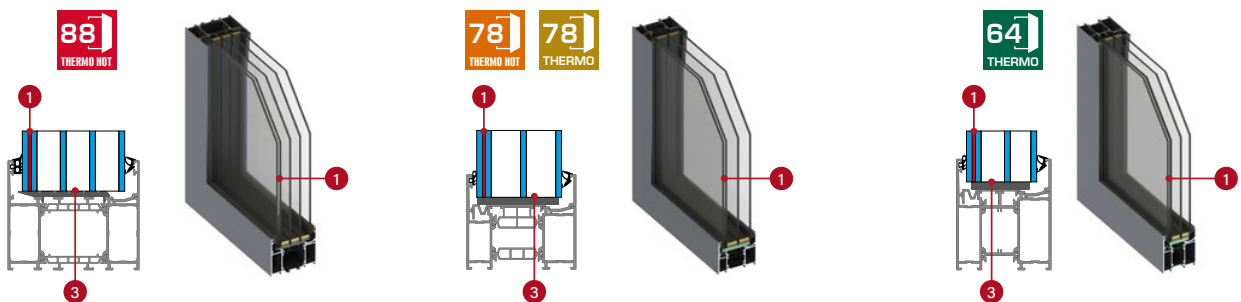
AVAILABLE CONFIGURATIONS



GLAZING UNITS - REGULAR GLASS



GLAZING UNITS - P4 SECURITY GLASS (available for an extra charge)



- 1** glued P4 security glass
- 2** ESG tempered glass
- 3** insulating glass spacers, black

GLAZING UNITS - GLAZING TYPES





THERMO HOT 88

THERMO HOT 88 TOP LIGHTS

Height [mm]	Width [mm]																		
	987 (80)	1087 (90)	1187 (100)	1287	1387	1487	1587	1687	1787	1887	1987	2087	2187	2287	2387	2487	2587	2687	
200																			
300																			
400																			
500																			

STANDARD and TALLER SIDE LIGHTS FOR THERMO 88

Height [mm]	Width [mm]							
	200	300	400	500	600	700	800	
2104 [THERMO HOT 88 specifications]								
2200								
2300								
2400								



THERMO HOT 78



THERMO 78

THERMO 78 / THERMO HOT 78 TOP LIGHTS

Height [mm]	Width THERMO 78 [mm]																		
	962 (80)	1062 (90)	1162 (100)	1262	1362	1462	1562	1662	1762	1862	1962	2062	2162	2262	2362	2462	2562	2662	
	Width THERMO HOT 78 [mm]																		
	977 (80)	1077 (90)	1177 (100)	1277	1377	1477	1577	1677	1777	1877	1977	2077	2177	2277	2377	2477	2577	2677	
200																			
300																			
400																			
500																			

STANDARD and TALLER SIDE LIGHTS FOR THERMO 78 / THERMO HOT 78

Height [mm]	Width [mm]							
	200	300	400	500	600	700	800	
2089 [THERMO 78 specifications]								
2104 [THERMO HOT 78 specifications]								
2200								
2300								
2400								



THERMO 64

THERMO 64 TOP LIGHTS

Height [mm]	Width [mm]																		
	948 (80)	1048 (90)	1148 (100)	1248	1348	1448	1548	1648	1748	1848	1948	2048	2148	2248	2348	2448	2548	2648	
200																			
300																			
400																			
500																			

STANDARD and TALLER SIDE LIGHTS FOR THERMO 64

Height [mm]	Width [mm]							
	200	300	400	500	600	700	800	
2089 [THERMO 64 specifications]								
2200								
2300								
2400								

The width and height of the top/side lights are measured along the outside of the frame.

TECHNICAL SPECIFICATIONS

DISTANCES BETWEEN PANELS OR STAMPING FROM THE EDGE OF DOOR DEPENDING ON THE SIDE AND MODEL

MODEL	REBATE SIDE		NON-REBATE SIDE	
	Distance from the top of the door	Distance from the side of the door	Distance from the top of the door	Distance from the side of the door
Kreben 4	-	up to 2 mm	-	15mm
Kreben 5	-	up to 2 mm	-	15mm
Kreben 6	-	up to 2 mm	-	15mm
Kreben 7	-	up to 2 mm	-	15mm
Wiener 1	up to 2 mm	-	15mm	-
Wiener 2	up to 2 mm	-	15mm	-
Singen 1	up to 2 mm	-	15mm	-
Singen 2	up to 2 mm	-	15mm	-
Singen 3	up to 2 mm	-	15mm	-
Singen 4	up to 2 mm	-	15mm	-
Selters 1	up to 2 mm	-	15mm	-
Selters 2	up to 2 mm	-	15mm	-
Selters 3	up to 2 mm	-	15mm	-
Selters 4	up to 2 mm	-	15mm	-
Samedan 3	up to 2 mm	-	15mm	-
Samedan 4	up to 2 mm	-	15mm	-
Samedan 5	-	up to 2 mm	-	15mm
Roding 2	-	up to 2 mm	-	15mm
Fryburg 1	up to 2 mm	up to 2 mm	15mm	15mm
Fryburg 2	up to 2 mm	up to 2 mm	15mm	15mm
Fryburg 3	up to 2 mm	-	15mm	-
Melk 1	-	up to 2 mm	-	15mm
Melk 2	-	up to 2 mm	-	15mm
Leoben 1	-	up to 2 mm	-	15mm
Leoben 2	-	up to 2 mm	-	15mm
Leoben 3	-	up to 2 mm	-	15mm
Leoben 4	-	up to 2 mm	-	15mm
Leimen 1	up to 2 mm	-	15mm	-
Leimen 2	up to 2 mm	-	15mm	-
Leimen 3	up to 2 mm	-	15mm	-
Lucerna 1	-	up to 2 mm	-	15mm
Langen 1	up to 2 mm	-	15mm	-
Langen 2	up to 2 mm	-	15mm	-
Langen 3	up to 2 mm	-	15mm	-
Langen 4	up to 2 mm	-	15mm	-
Langen 5	up to 2 mm	-	15mm	-
Horn 1	up to 9 mm	-	15mm	-
Horn 2	up to 9 mm	-	15mm	-
Horn 3	up to 9 mm	-	15mm	-
Biene 1 (THERMO)	-	up to 9 mm	-	up to 9 mm
Biene 1 (THERMO HOT)	-	up to 9 mm	-	100mm
Biene 2	-	100mm	-	100mm
Luter 1 (THERMO)	-	up to 9 mm	-	up to 9 mm
Luter 1 (THERMO HOT)	-	up to 9 mm	-	100mm
Luter 2	-	100mm	-	100mm
Kella 1	up to 9 mm	up to 9 mm	up to 9 mm	up to 9 mm
Kella 2	up to 9 mm	up to 9 mm	up to 9 mm	up to 9 mm

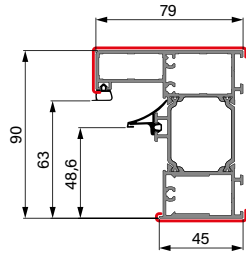
TECHNICAL SPECIFICATIONS

FRAMES

SKIN IN THE SELECTED DOOR COLOUR

88
THERMO HOT

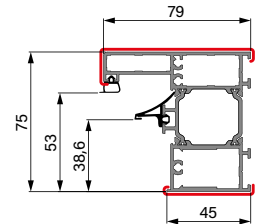
THERMO HOT 88



ALUMINIUM FRAME

78
THERMO HOT

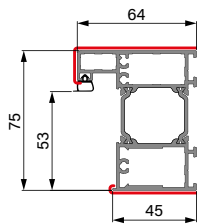
THERMO HOT 78



ALUMINIUM FRAME

78
THERMO

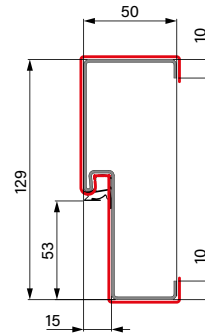
THERMO 78



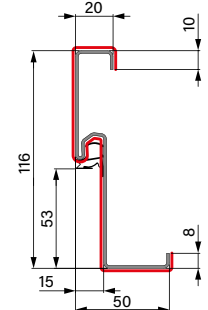
ALUMINIUM FRAME



STEEL FRAME



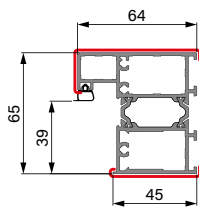
STEEL FRAME



STEEL FRAME (CORNER)

64
THERMO

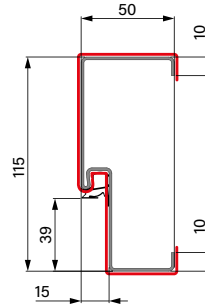
THERMO 64



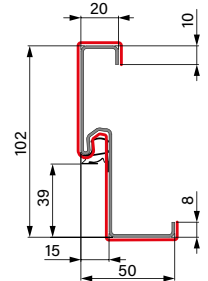
ALUMINIUM FRAME



STEEL FRAME



STEEL FRAME



STEEL FRAME (CORNER)

FRAME WIDENING SEGMENTS



88
THERMO HOT

Widening segment: **30 mm**
available for
THERMO HOT 88



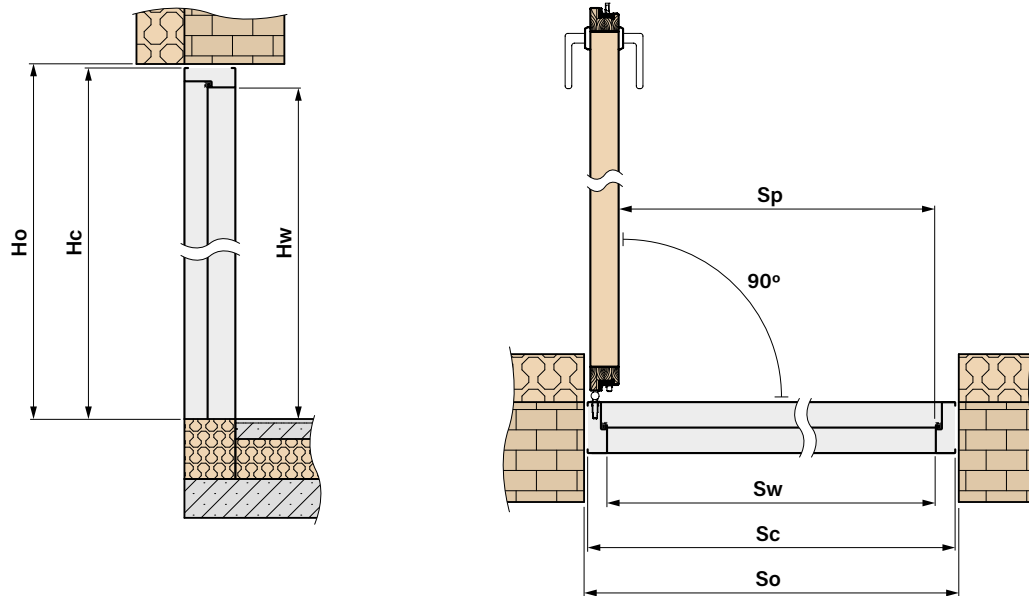
78
THERMO HOT

78
THERMO

64
THERMO

Widening segment: **28 mm**
available for
THERMO HOT 78, THERMO 78 and THERMO 64

TECHNICAL SPECIFICATIONS



INDIVIDUAL SIZES OF DOORS WITH THE FRAME



AVAILABLE WIDTHS Sc [mm]

in the range from **770 mm** to **1210 mm** at 10-mm intervals¹⁾



AVAILABLE HEIGHTS Hc [mm]

in the range from **1800 mm** to **2480 mm** at 10-mm intervals¹⁾

¹⁾ Based on the standard Sc and Hc dimension for the particular technology and reduced or increased by 10 mm. The final dimension must be within the indicated width and height ranges.

BASIC DOOR SIZES



THERMO HOT 88

ALUMINIUM FRAME

Width	Wall opening width	Wall opening height	Total frame width	Total frame height	Clear passage	Height inside the frame	Clear width inside the frame
	So	Ho	Sc	Hc	Sp	Hw	Sw
80N	957	2114	937	2104	756	2002	779
80	1007	2114	987	2104	806	2002	829
90N	1057	2114	1037	2104	856	2002	879
90	1107	2114	1087	2104	906	2002	929
100	1207	2114	1187	2104	1006	2002	1029



THERMO HOT 78

ALUMINIUM FRAME

Width	Wall opening width	Wall opening height	Total frame width	Total frame height	Clear passage	Height inside the frame	Clear width inside the frame
	So	Ho	Sc	Hc	Sp	Hw	Sw
80N	947	2114	927	2104	756	2002	769
80	997	2114	977	2104	806	2002	819
90N	1047	2114	1027	2104	856	2002	869
90	1097	2114	1077	2104	906	2002	919
100	1197	2114	1177	2104	1006	2002	1019

ALUMINIUM FRAME							
Width	Wall opening width	Wall opening height	Total frame width	Total frame height	Clear passage	Height inside the frame	Clear width inside the frame
	So	Ho	Sc	Hc	Sp	Hw	Sw
80N	932	2099	912	2089	756	2002	784
80	982	2099	962	2089	806	2002	834
90N	1032	2099	1012	2089	856	2002	884
90	1082	2099	1062	2089	906	2002	934
100	1182	2099	1162	2089	1006	2002	1034

STEEL FRAME							
Width	Wall opening width	Wall opening height	Total frame width	Total frame height	Clear passage	Height inside the frame	Clear width inside the frame
	So	Ho	Sc	Hc	Sp	Hw	Sw
80N	906	2088	890	2078	759	2005	789
80	956	2088	940	2078	809	2005	839
90N	1006	2088	990	2078	859	2005	889
90	1056	2088	1040	2078	909	2005	939
100	1156	2088	1140	2078	1009	2005	1039

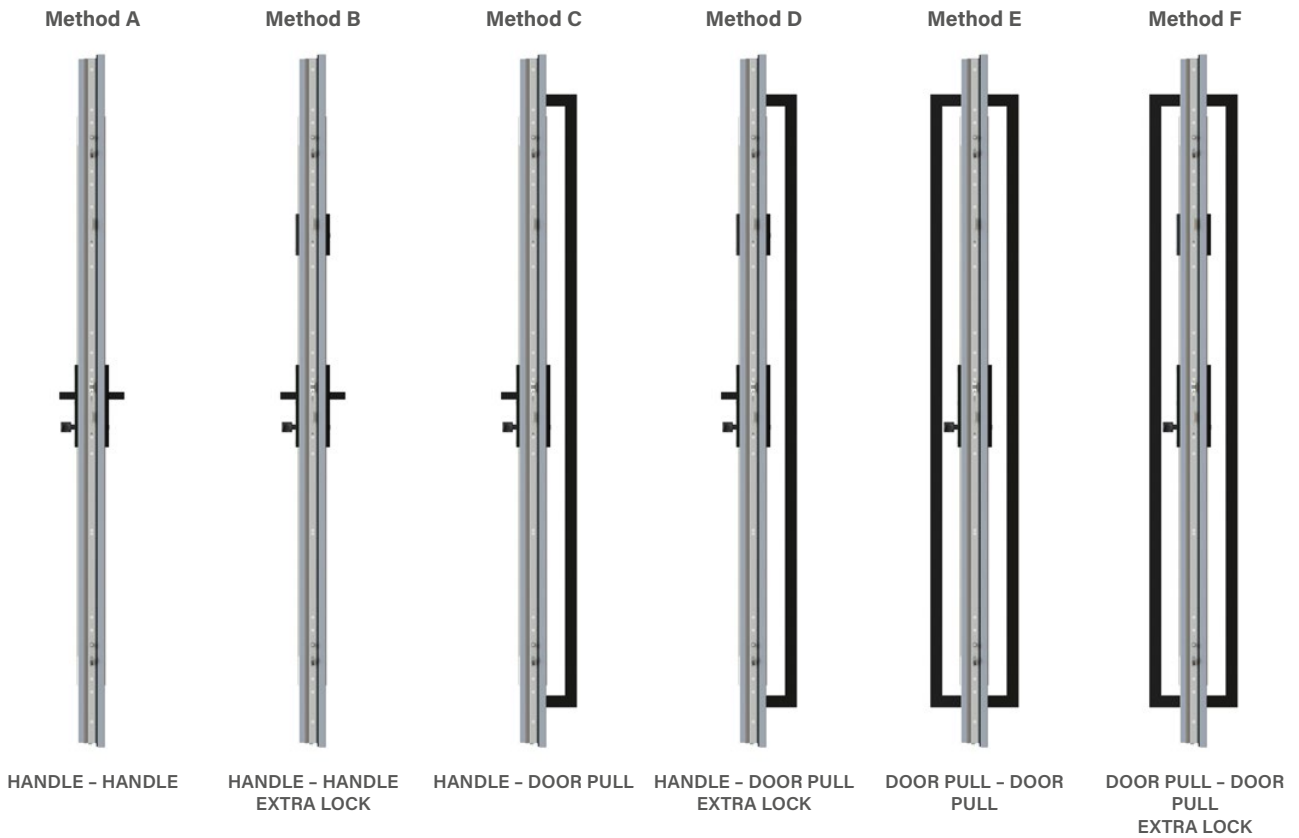
STEEL CORNER FRAME							
Width	Wall opening width	Wall opening height	Total frame width	Total frame height	Clear passage	Height inside the frame	Clear width inside the frame
	So	Ho	Sc	Hc	Sp	Hw	Sw
80N	844	2058	890	2078	859	2005	789
80	894	2058	940	2078	809	2005	839
90N	944	2058	990	2078	859	2005	889
90	994	2058	1040	2078	909	2005	939
100	1094	2058	1140	2078	1009	2005	1039

ALUMINIUM FRAME							
Width	Wall opening width	Wall opening height	Total frame width	Total frame height	Clear passage	Height inside the frame	Clear width inside the frame
	So	Ho	Sc	Hc	Sp	Hw	Sw
80N	918	2099	898	2089	756	2002	770
80	968	2099	948	2089	806	2002	820
90N	1018	2099	998	2089	856	2002	870
90	1068	2099	1048	2089	906	2002	920
100	1168	2099	1148	2089	1006	2002	1020

STEEL FRAME							
Width	Wall opening width	Wall opening height	Total frame width	Total frame height	Clear passage	Height inside the frame	Clear width inside the frame
	So	Ho	Sc	Hc	Sp	Hw	Sw
80N	891	2088	875	2078	759	2005	775
80	941	2088	925	2078	809	2005	825
90N	991	2088	975	2078	859	2005	875
90	1041	2088	1025	2078	909	2005	925
100	1141	2088	1125	2078	1009	2005	1025

STEEL CORNER FRAME							
Width	Wall opening width	Wall opening height	Total frame width	Total frame height	Clear passage	Height inside the frame	Clear width inside the frame
	So	Ho	Sc	Hc	Sp	Hw	Sw
80N	835	2058	875	2078	756	2005	775
80	885	2058	925	2078	806	2005	825
90N	935	2058	975	2078	856	2005	875
90	985	2058	1025	2078	906	2005	925
100	1085	2058	1125	2078	1006	2005	1025

OPENING METHODS



COMPONENTS FOR THE INDIVIDUAL OPENING METHODS					
primary components for each opening method					
Set A	Set B	Set C	Set D	Set E	Set F
- key-pull cylinder	- set of cylinders using the 1 key system, including one cylinder with a pull (we recommend installing the pull on the main lock) - extra lock	- key-pull cylinder	- set of cylinders using the 1 key system, including one cylinder with a pull (we recommend installing the pull on the main lock) - extra lock	- key-pull cylinder	- set of cylinders using the 1 key system, including one cylinder with a pull (we recommend installing the pull on the main lock) - extra lock
+ selected design of the handle, pull and accessories					
A	B	C	E	E	F
- handle	- handle - top escutcheon	- handle + slim escutcheon - door pull - door pull button - electric strike - door closer - power supply unit	- handle + slim escutcheon - top escutcheon - door pull - door pull button - electric strike - door closer - power supply unit	- slim escutcheon - 2 x door pull - 2 x door pull button - electric strike - door closer - power supply unit	- slim escutcheon - top slim escutcheon - 2 x door pull - 2 x door pull button - electric strike - door closer - power supply unit

DOOR OPENING DIRECTION

RIGHT-HAND DOOR



Right-hand outswing door



Right-hand inswing door

LEFT-HAND DOOR











Left-hand inswing door



Left-hand outswing door

ACCESSORIES

HARDWARE	
Set A	Primary components for opening method A - key-pull cylinder (the price should be increased by the price of the selected handle)
Set B	Primary components for opening method B - set of cylinders using the 1 key system, including one cylinder with a pull, extra top lock (the price should be increased by the price of the selected handle and escutcheon)
Set C	Primary components for opening method C - key-pull cylinder (the price should be increased by the price of the selected handle and slim escutcheon, pull and button, electric strike, door closer and power supply unit)
Set D	Primary components for opening method D - set of cylinders using the 1 key system, including one cylinder with a pull, extra top lock (the price should be increased by the price of the selected handle and slim escutcheon, top slim escutcheon, pull and button, electric strike, door closer and power supply unit)
Set E	Primary components for opening method E - key-pull cylinder (the price should be increased by the price of TWO selected pulls, 2 x button, slim escutcheon, electric strike, door closer and power supply unit)
Set F	Primary components for opening method F - set of cylinders using the 1 key system, including one cylinder with a pull, extra top lock (the price should be increased by the price of TWO selected pulls, 2 x button, slim escutcheon, top slim escutcheon, electric strike, door closer and power supply unit)
	Key-key euro profile cylinder; class B (conforming to RC2 requirements) silver, black, tarnished gold F4
	Key-pull euro profile cylinder; class B (conforming to RC2 requirements) silver, black, tarnished gold F4
	Set of key-key and key-pull euro profile cylinder using the one-key system; class B (conforming to RC2 requirements) silver, black, tarnished gold F4
	Key-key euro profile cylinder; class C (conforming to RC2 requirements) silver, black, tarnished gold F4
	Key-pull euro profile cylinder; class C (conforming to RC2 requirements) silver, black, tarnished gold F4
	Set of key-key and key-pull euro profile cylinder using the one-key system; class C (conforming to RC2 requirements) silver, black, tarnished gold F4
	Unrated nickel cylinder, so-called construction cylinder, for the time the door is used by unauthorised persons.
	Extra top lock, silver face plate


ACCESSORIES

HARDWARE



PASA handle; Inox, black, tarnished gold F4
(conforming to RC2 requirements)

A, B




PASA escutcheon for the top lock; Inox, black, tarnished gold F4
(conforming to RC2 requirements)

B



PASA anti-drill handle, class C
Inox, black, tarnished gold F4

A, B



PASA anti-drill escutcheon for the top lock, class C
Inox, black, tarnished gold F4

B



PASA handle + slim escutcheon (doors with door pulls)
Inox, black, tarnished gold F4 (conforming to RC2 requirements)

C, D



Set of PASA top escutcheons (top lock and door pull)
Inox, black, tarnished gold F4 (conforming to RC2 requirements)

E




PASA slim handle + slim escutcheon (doors with door pulls)
Inox, black, tarnished gold F4 (conforming to RC2 requirements)

C, D



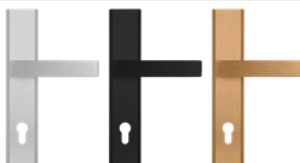
PASA slim escutcheon (doors with pulls)
Inox, black, tarnished gold F4 (conforming to RC2 requirements)

E, F



PASA slim escutcheon for the top lock (doors with pulls)
Inox, black, tarnished gold F4 (conforming to RC2 requirements)

B, D, F



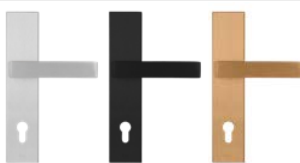
HAGA handle; Inox, black, tarnished gold F4
(conforming to RC2 requirements)

A, B



HAGA escutcheon for the top lock; Inox, black, tarnished gold F4
(conforming to RC2 requirements)






B













ROYAL handle; Inox, black, tarnished gold F4
(conforming to RC2 requirements)

A, B










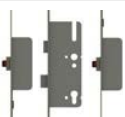






ACCESSORIES

HARDWARE	
	<p>ROYAL escutcheon for the top lock; Inox, black, tarnished gold F4 (conforming to RC2 requirements)</p> <p>B</p>
	<p>ROYAL FLEX anti-drill handle, class C Inox, black, tarnished gold F4</p> <p>A, B</p>
	<p>ROYAL FLEX anti-drill escutcheon for the top lock, class C Inox, black, tarnished gold F4</p> <p>B</p>
	<p>SOLO GAJA handle + slim escutcheon (doors with door pulls) Inox, black, tarnished gold F4 (conforming to RC2 requirements)</p> <p>C, D</p>
	<p>Set of SOLO GAJA top escutcheons (top lock and door pull) Inox, black, tarnished gold F4 (conforming to RC2 requirements)</p> <p>E</p>

DOOR PULLS	
	<p>K35 Inox stainless steel door pull, black (button available as an option)</p> <p>C, D, E, F</p> <p>length: 180 cm, length: 160 cm, length: 120 cm, length: 60 cm</p>
	<p>KK35 Inox stainless steel door pull, black (button available as an option)</p> <p>C, D, E, F</p> <p>length: 180 cm, length: 160 cm, length: 120 cm, length: 60 cm</p>
	<p>KP Inox stainless steel door pull, black (button available as an option)</p> <p>C, D, E, F</p> <p>length: 180 cm, length: 160 cm, length: 120 cm, length: 60 cm</p>
	<p>KPL2 Inox stainless steel door pull, black (button available as an option)</p> <p>C, D, E, F</p> <p>length: 180 cm, length: 160 cm, length: 120 cm, length: 60 cm</p>
	<p>O35 Inox stainless steel door pull, black (button available as an option)</p> <p>C, D, E, F</p> <p>length: 180 cm, length: 160 cm, length: 120 cm, length: 60 cm</p>
	<p>OP Inox stainless steel door pull, black (button available as an option)</p> <p>C, D, E, F</p> <p>length: 180 cm, length: 160 cm, length: 120 cm, length: 60 cm</p>
	<p>P6K Inox stainless steel door pull, black (no button available)</p> <p>C, D, E, F</p> <p>length: 120 cm, length: 60 cm</p>
	<p>P60 Inox stainless steel door pull, black (no button available)</p> <p>C, D, E, F</p> <p>length: 120 cm, length: 60 cm</p>
	<p>Door pull button + contactor + electrical system + electric strike</p> <p>C, D, E, F</p>
	<p>2 x door pull button + contactor + electrical system + electric strike</p> <p>E, F</p>

ACCESSORIES

ACCESSORIES AVAILABLE AT AN EXTRA CHARGE

	Aluminium frame for THERMO 78 and THERMO 64 doors (available at no extra charge in THERMO HOT 88 and THERMO HOT 78 doors)
	Frame widening segment 30 mm available for THERMO HOT 88 28 mm available for THERMO HOT 64, THERMO 78 and THERMO 78
	Drop down seal
	Under-threshold extension from Klinaryt for the doors, height from 70 to 250 mm, length: 120 cm
	Under-threshold extension from Klinaryt for the side light, height from 70 to 250 mm, length: 120 cm
	Under-threshold extension from Klinaryt for the side light, height from 70 to 250 mm, length: 60 cm
	"BOSTIK" adhesive for under-threshold widening, grey, 430 g
	58-mm expanding tape, 5-m roll, expansion from 7 to 15 mm
	100-mm thermally insulating tape, 30-m length
	Automatic lock strip with striker plate (only aluminium frames). The automatic lock can be used only with an aluminium frame and handle. It cannot be used with doors with a door pull, electric strike and top lock.
	Electric strike with the roll / day-night function
	Power supply unit for the electric strike
	Silver or black door closer with scissor arm. The door closer is required to use an electric strike. Option available at an extra charge: mechanism for locking the door in the open position. ¹⁾
	Silver or black slide arm door closer with opening assistance and opening restrictor. The door closer is required to use an electric strike. Option available at an extra charge: adjustable mechanism for locking the door in the open position. ¹⁾
	Concealed door closer with opening assistance, opening restrictor and a mechanism for locking the door in the open position ¹⁾ (only THERMO HOT 88 and THERMO HOT 78 doors). The door closer is required to use an electric strike.
	Set for steel door maintenance: active cleaning foam and preservative silicon

¹⁾ The locking mechanism can safely lock the door in the required position, in the range from 80° to 120°.

²⁾ The locking mechanism can lock the door only in the 90° position.



HORN

exterior steel door with original PLAIN glazing flush with the door surface,
in the unique RAW OAK skin with a matte surface.

The warranty certificate and installation instructions are supplied with the product.

This catalogue is used for reference only, and the information it includes concerns the current prices and product availability.

The manufacturer reserves the right to change the prices and available goods without prior notice.

The colour samples may differ from those shown in this catalogue. Please consult the colours with the original templates available from our distributors. The photographs in the catalogue are provided for reference only, and the proportions of the individual components may be different depending on door width. We reserve the right to printing errors. The catalogue is not an offer within the meaning of the law, and it is published only for information.

Edition II/2022 is effective as of 16/5/2022

Doors should be selected based on the technical design of the building, prepared with consideration of the applicable standards and codes and the intensity and conditions of use. ERKADO offers several variants, but their selection is up to the Buyer because only the Buyer or their representative knows the intended use of the ordered product and the conditions in which it is used. Approvals and certificates can be downloaded from the www.erkado.pl website



ERKADO

doors are our world



MURTER

Exterior steel doors with an original LABEL panel glued onto a door with the MOUNTAIN PINE skin with a matte surface.

ERKADO Sp. z o.o.

Gościeradów-Folwark
Osiedle POM 8
23-275 Gościeradów
POLAND
NIP 715-194-27-90

e-mail: biuro@erkado.pl
www.erkado.pl

Download the brochure:
STEEL DOORS (pdf)



www.erkado.pl